


[From appuniq – creator of leading android apps in amazon WITHOUT coding]



ANDROID DEVELOPING WITHOUT CODING

Learn & Earn App making in 15 min Guide
[Krishna K Chaitanya]



[2012]



[APPUNIQ@GMAIL.COM]

Android Development WithOut Coding

By Krishna .K.Chaitanya

**Android Development without Coding 2012 CopyRight
Krishna.K.Chaitanya**

Thank You For Downloading This Book. Enjoy making apps For Android O.S without Coding and even make some money

DISCLAIMER:- The views in the following book is to help Non-Developers to create an Idea on app making and We request readers of this book not to involve in any copyright infringements while creating apps.The author also declares that the websites mentioned in the book are for pure references and author is no at all related to them.

Note:- the Word “App” in the book always refers to Android app

TOC TABLE OF CONTENTS

[Android Development WithOut Coding](#)

[THE BASICS](#)

[KILLER IDEA -SUSTAING SPIRIT](#)

[GOOGLE -MY GURU](#)

[LOADS OF IDEAS](#)

[THE APP MAKING](#)

[APPLICATION UPLOAD](#)

[ALTERNATE APPLICATION MAKING](#)

[MAKING MONEY](#)

[Free App vs PAID](#)

[Android appstores](#)

[Making App Social](#)

[E-Mail Support](#)

[COPYRIGHT](#)

[DISCLAIMER](#)

INTRODUCTION

This book is a very simple 15 minute to read Guide for creating Android apps without coding. Read each topic carefully and do not be in a hurry while reading the topics. Do not just skip the contents as this book is presented in a systematic way for Non-Developers to follow step by step.

Images have been provided where-ever required to aid the process and for a better idea Internet is a Great place to learn and even Earn money. But be careful as there are a lot of websites which can be detrimental..

I advise all the Readers of this book Not to invest money while creating Android apps on any website that promises you delivering Android app creation for money.

This book is to help You to Create Android apps without spending a penny and earn money with your basic Skills i tell in this book.This book is based on ZERO INVESTMENT - Profit Earning Policy.

This book helps even a 10 year child to create android apps without coding but All people may not be having same level of understanding and E-Mail support is provided at the end of this book for those who need further elaboration

SECOND EDITION Features

A Lot of new topics have been included based on the feedback of the Readers of First edition.Email support,appstores comparisions,Lot of images for a better understanding are some of the features in this edition

THE BASICS

Basics in Android App Development is simple.You Should Know That Android is an Operating System for Mobile Phones by Google..It is as simple as that.The essence of this book is to allow you to Create and make android apps without coding and even make some money just like have been doing.So no need of knowing much.

The quintessential things required are common sense,Logic,Idea for a Smashing app.The difference between an Android App developer who knows coding and who deosn't is not much..Not much..?Yes again i repeat.not really much.Yes,i admit a techically savvy person can create android apps,upload them to android market,amazon store,insert ads,update a new version..But we too can do the same..All are possible Except creating an Awesome game or creating wallpaper app.The differnce ends there.

I request all of you to just know that:

1)Google blogger is Free website/weblog provided by Google to anybody

2)AdSense is a most Reliable source of Earning money on the web in the World

3)Android app creation Needs a very basic Knowledge

All you need is patience to follow me in the upcoming pages...



KILLER IDEA

Coding people suffer from a Coders block phenomenon because of creating apps with lot of coding. But we need not suffer from it. All you need is an Idea that can Really Change Your Download statistics in any android store

Think Big..Think Unique.Think which is ultimate..Is it possible? Follow me in the pages and i can show you some ideas which really worked on amazon android store.

You must have been using android apps for years and that's enough to get an Idea. Your favourite app in market misses out some feature. Just have a look at the Reviews given by users in famous android apps. People are calling you to take an action, to develop an android app that really works.

Imagine You just downloaded an android app that send E-cards to Your friends. Everything is fine with the app. But the app needs you to buy some Credits for using many cards. That is where you should think. What if i can all of them for free? That made me to create an android app that

allows you to send Greetings for many occasions for free to your facebook friends.You can either send a Halloween card,christmas card,BirthDay card,Valentine card..Ofcourse the entire app doesn't need coding.Still wondering whether it is possible?

Yes it is possible and it also has ads fetching me some money..Read A few more pages for Everyhting

GOOGLE - MY GURU



Yes,google is my Guru and to many people.


Again i emphasise you to Learn two things:-

- 1)Goggle has a Website called google Blogspot that allows you to create a Blog For Free.
- 2)Google Adsense is a Program by google that allows you to earn money for Your Efforts

For How to create a blog you must google it for a while.Even For methods on How to earn money with adsense you should know that by google.

To explain how to create a Blog and earning money with adsense would be beyond scope of this book

LOADS OF IDEAS



My apps are made of my own ideas and you can have more ideas than what my mind has

Have a look at My ideas on Creating apps to ignite the spark within you

1)

People live on social networking sites more than the Real World(exceptions do exist..and we are not bothered about them)

My favourite Singer's official Facebook page has an important update which i missed because of my hectic day. The update disappears from my timeline because my friends would be updating their status all the day with their checkins,kids pics,pets pics...And because my day is not good i forgot to check out the important update of my Favourite Singer

Musicians,Politicians,Actresses,Actors,Sportstars Official facebook pages get updated many of which i might miss..

This is Idea and this allowed me to create an app that allows you to stream all my favourite celebs on Facebook and even share them on social networks..Ofcourse all this without coding but allowing me to earn with ads inserted in the app.[CLICK HERE TO TRY THE APP FROM MARKET](#) /Search for **CELEBS ON FACEBOOK** on Android market



2) What if you can send Greetings to your facebook friends without spending a penny. The app allows you to send Greetings For

THANKS GIVING DAY

HALLOWEEN

INDIAN FESTIVAL GREETINGS

NEW YEAR

CHRISTMAS

Thanks For adding me as a Friend Card

Have a Great Day Cards

and many more.. You can add for more occasions [CLICK HERE TO TRY THIS APP FROM AMAZON](#) /For Users outside U.S.A Try the App " ECARDS For Every Occasion" by [CLICK HERE](#) search

For "E-Cards for Every Occasion" on amazon



3)

An Academy Award Winner and worshipped as God of music in India and no android app on him?

Yes, i was talking about A.R.Rahman ,the Academy award winner for the movie SlumDog Millionaire..

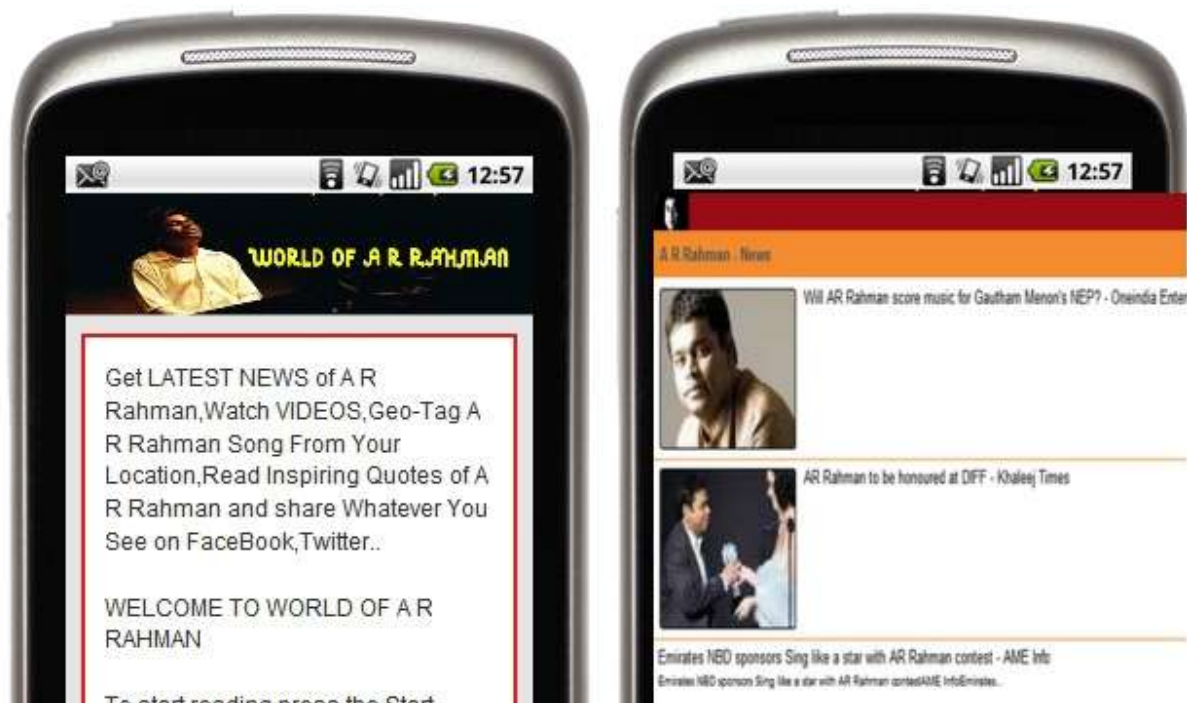
Being a music lover myself, i wanted Latest News, Watch Videos, Read inspiring Quotes of A R Rahman and share them, Tag my favourite song with his song from my location on a google map..

Wait..wait..are all theses possible to create without coding? Yes, it is possible

I made it possible and the Result? The app has been exhaustively covered by famous Tech websites

[CLICK HERE FOR PRESS COVERAGE ON THE APP](#)

[CLICK HERE TO TRY THE APP](#) /Search for "World Of A R Rahman" on slideme




THE APP MAKING

After looking at the apps above you must have noticed that most of the apps are created with Goggle blogspot and you can also notice some ads

Now comes the real thing and excuse me for delay in explaining the real process.

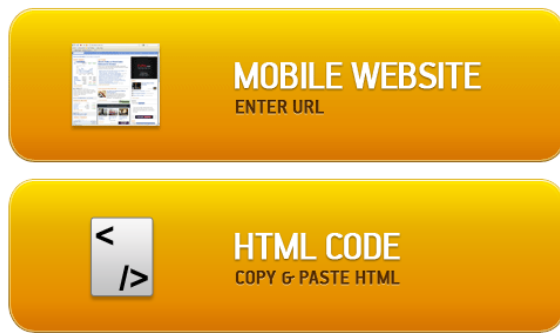
4 steps to create an app:

1)Go to Appsgyser.com and create an account for free



2)Login to your account and go to “Create app”

3)Go to mobile website option (there is another Html option below..BUT IT IS NOT FOR NON-DEVELOPERS.so, forget about it..)



4)insert your blog address with ?m=1 at the end (this converts your blog compatible with your android mobile view)

What next?

1. Test your App

Download your App to your Android device to test it



2. Distribute

Your app installation rate is too low. Increase your rate by distributing your app.



3. Monetize

Go to “TEST “ and Download the app and upload to Android market,amazon app store..

APPLICATION UPLOAD

This process is beyond scope of this book and i suggest you rather google it for yourself. But the important pitfall for a Non-Coder is uploading Screenshots for the App

The app upload in a Store requires you to upload a Screenshot of app..Oh..no..don't worry Since your app is made from a blog,the process requires only 4 steps

1)For google chrome browser users, Goolge search for “SCREENCAPTURE FOR CHROME” The first search result is waht you need

2) For mozilla users,Search For “SCRENGRAB FOR MOZILLA” and install it

3)Capture from your web browser and save various locations of blog (don't forget to put ?m=1 at the end of your blog as your app appears in mobile view) on your desktop

Using Screencapture , you can capture your Desired Screenshot from the blog you created TAKE CARE TO UPLOAD GOOD LOOKING SCREENSHOTS..For that your blog should be

Good looking with beautiful images..

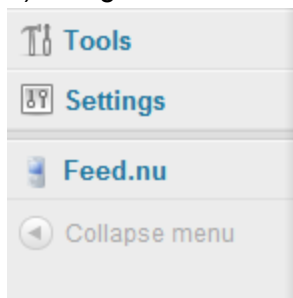
4) Various Appstores require you to upload the apps with various dimensions. For this go to freeonlineimageeditor.com which allows you to change dimensions convert to .png formats

ALTERNATE METHOD FOR APP MAKING

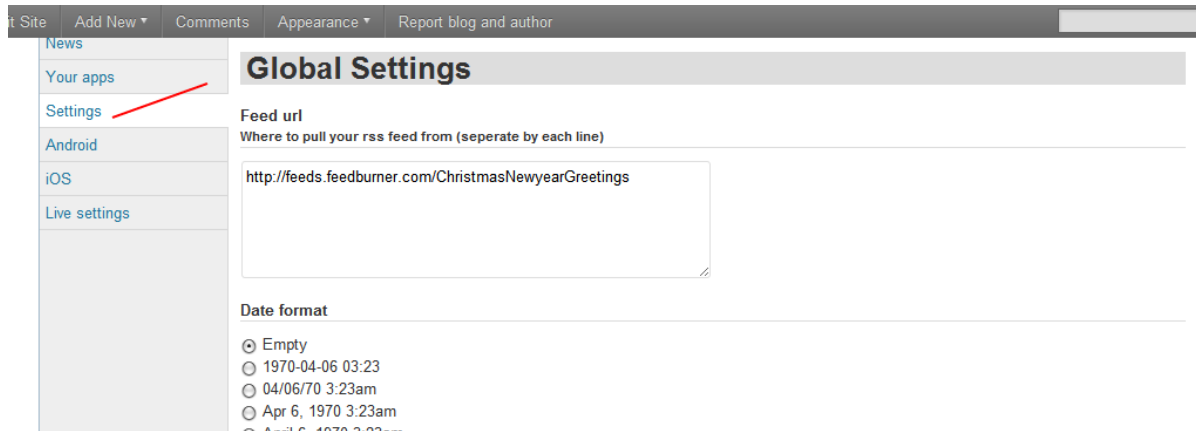
There is an alternate method for creating android app. The method in 5 steps:-

1) Go to feed.nu AND REGISTER AN ACCOUNT AND LOGIN

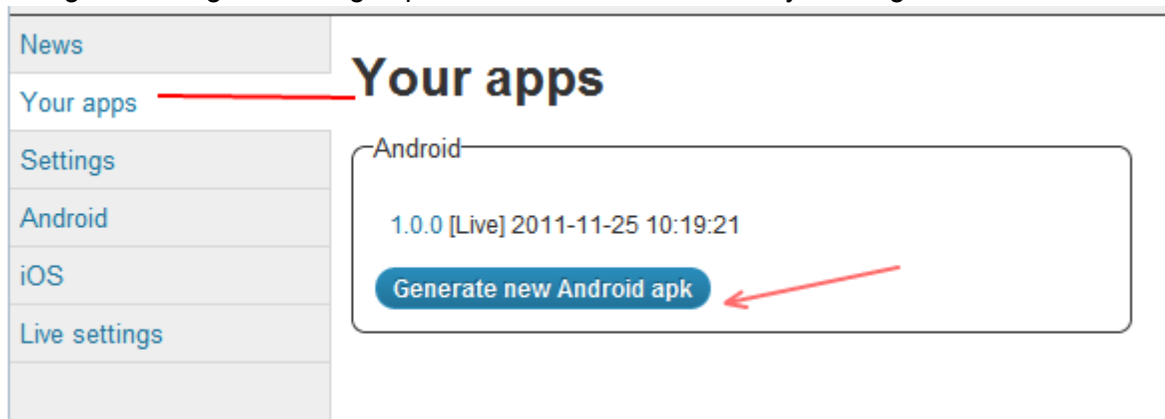
2) Now go to feednu tab on left hand side better to use google chrome/mozilla)



3) Go to settings and create the app (For Detailed instructions visit the site)



4)After settings is over, go to settings option and enter RSS Feed of your blog



5)Click Generate .apk and Download your app Upload anywhere

Other websites which allow you to create free android apps are not useful according to my experience

MAKING MONEY WITH YOUR APP

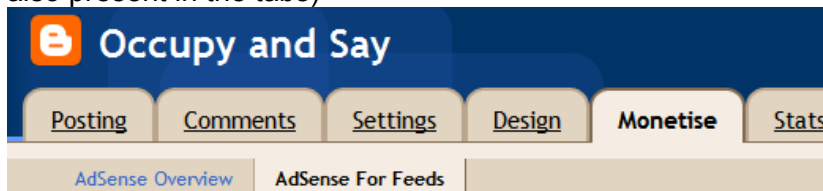
You created android app and uploaded to various stores. You did all these for Pleasure/making money?

It depends on your choice

5 Steps For making money:-

1) Create AdSense account and login (the AdSense account approval may take time to get)

2) There is "monetise" in your blog dashboard. Don't forget to monetise RSS FEEDS (which is also present in the tabs)

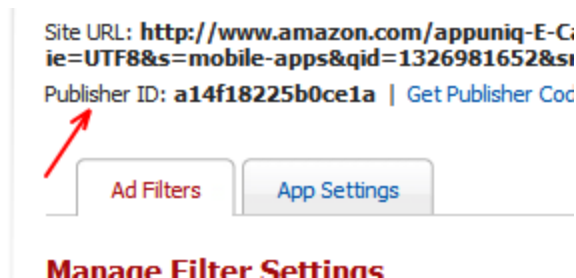


AdSense for Feeds: Setup

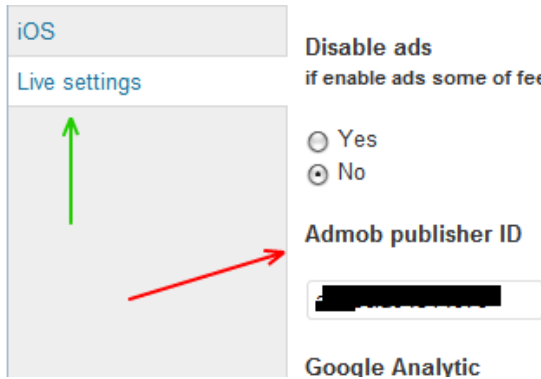
You are redirecting to a non-FeedBurner feed or a FeedBurner feed that belongs to a Google account that is not the same as the owner of this blog. In order to serve ads in your feed, AdSense for Feeds requires you to redirect to a feed owned by you through FeedBurner. Please disable redirection in Settings | Site Feed | Post Feed Redirect URL and resume this step.

3) Or go to Chitika and insert code into your blog at right places

4) Go to AdMob and register and login. Click at android app and enter details of app and get application id



5) The application id you get can be inserted in “LIVE SETTINGS “TAB in your Feed.nu site



Appgyser also has monetise option but Your app needs to get a lot of Installs and Download for monetising Your app.

All the Steps are Describes above are in Brief and i advise you to have a look at Frequently asked Questions, Termas and conditions, Help options in the respective Websites .

FREE APP/ PAID?

Your app is made free and you better go for providing the app for free to users.

If you could create a Killer app that certainly demands price,you can go on..

But the apps created without coding , your app would get negative Reviews

The Lesser the price ,The Better the Downloads

But if the app created by you is with a blog,the customers who bought the app would be terribly unsatisfied as the blog can be typed in their browser and there is no need for anybody to buy your app..SO NEVER SELL YOUR APP MADE WITH THIS BOOK.

A study shows a simple Free app has a lot of Downloads than a Great paid app

ANDROID APPSTORES



Distimo is a website that shows you total App stores for Android

My suggestion after a lot of Research is:-

Android market has a lot of downloads compared to others. Amazon android store too has significant downloads and slideme too has impressive number of downloads

Upload your app everywhere Android market,amazon appstore,appbrain,slideme,operastore,

Even upload your app to a social app sharing sites like mobile9,mobango...

This book is based on "ZERO INVESTMENT,PROFIT EARNING POLICY" ,but uploading to android market requires 25US \$.I advise you to wait for 3-4 months if you do not have a ny android market account.This time is enough for you to earn 100 US \$ from adsense out of which 25 US \$ can be invested for Android market which inturn gives you more money

MAKING THE APP SOCIAL



Make your app Known to everyone.Follow these 3 steps:

- 1) Create a Facebook page(where a lot of people live)
- 2) Create a google plus Page (where a lot of Technically savvy people live)
- 3)Share the word on your facebook,twitter statuses with a proper #

All the three steps described above are completely Free and takes not more than 10 minutes

You can also visit some Android forums and post about your New Android app
You can also submit your app for Review to many websites which review Androidapps.
But while Promoting Your app DO NOT INVEST MONEY,BE CREATIVE,USE FREE RESOURCES....

EMAIL SUPPORT

If you have difficulty following the steps in the Book or if you have any queries regarding app making,
Send me an E-MAIL @ appuniq@gmail.com



COPYRIGHT ISSUES

Be sure you are not involved in infringing copyrights of others..Play safe

Thank You For Reading This Book..Please send your suggestions to appunig@gmail.com for more

DISCLAIMER:-

All the views in the above book are purely to guide the non-developers in creating app and the author doesn't hold any responsibility with the websites/copyright infringing by app creators inspired by readers of this book.

THE END